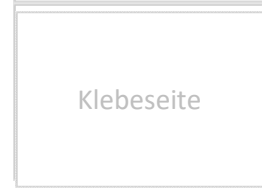
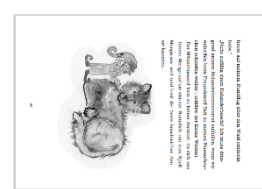

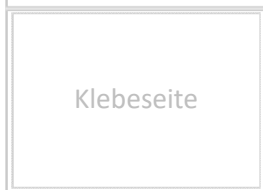




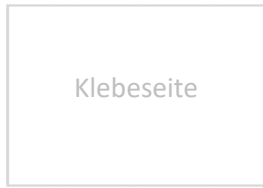



# Miniaturbuch Wichtel Sverre



- Bastelanleitung:**
1. Schneide entlang der Linien aus.
  2. Falte hier und klebe die weiße Seite an die innere Coverseite.
  3. Falte weiter im Zickzack.
  4. Klebe die letzte weiße Seite an der inneren Rückseite des Buchumschlags fest.
  5. Fertig ist dein wichtelgroßes Sverre-Buch.

@KAMUFFLON  
 #wichtelverre  
 #wichtelbuch